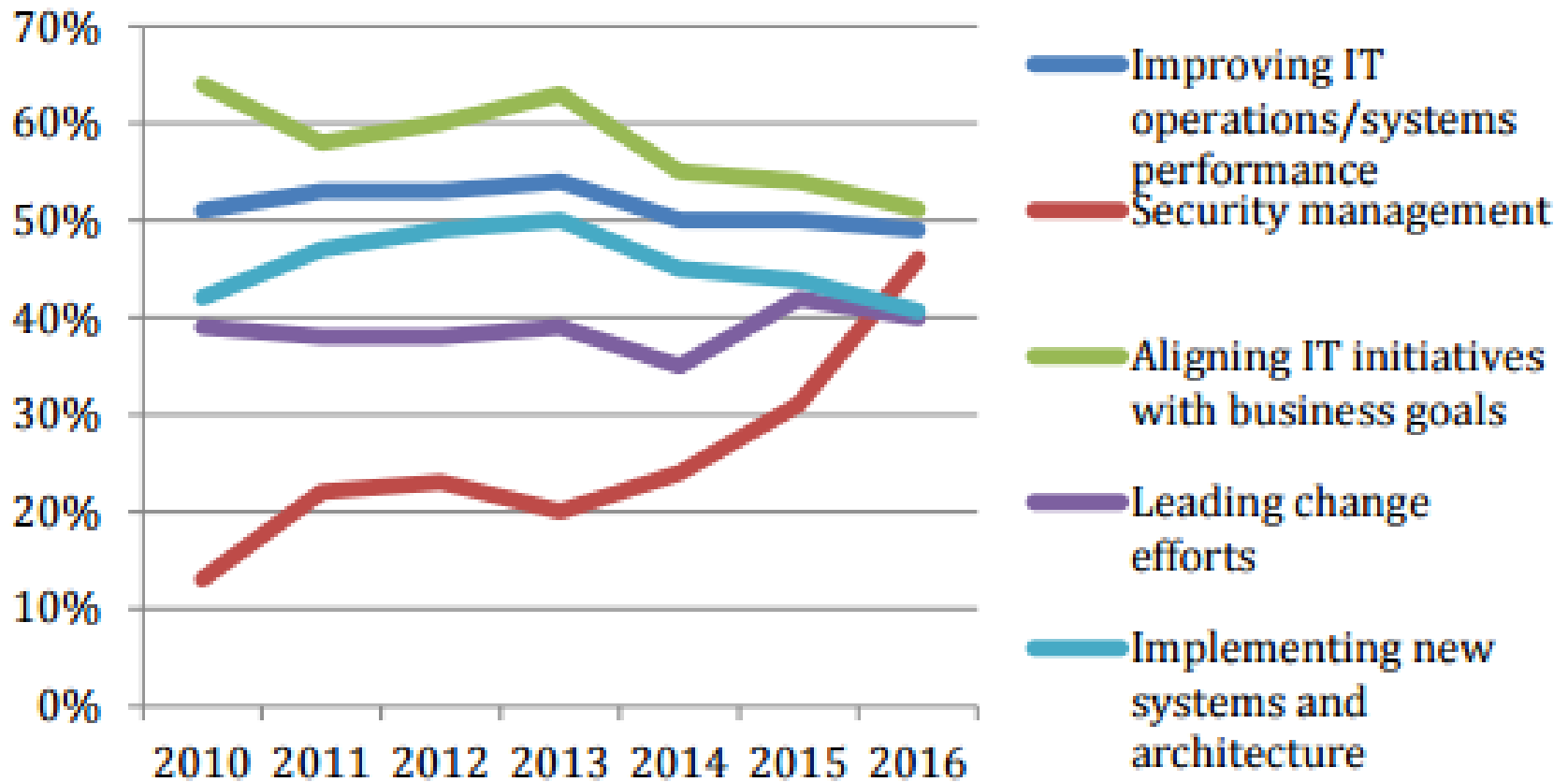


# 2015-16 IT Leaders Questionnaire

CIO Circle Report  
3/08/16

Questions: Contact [sfeller@cincyciocircle.org](mailto:sfeller@cincyciocircle.org)

# CIOs' Top Areas of Focus



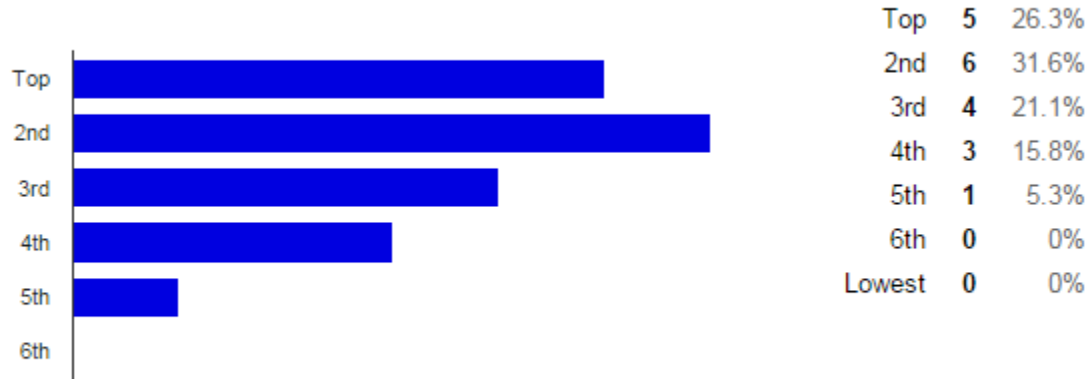
N= 571

CIO Magazine – 2016 State of the CIO Survey January 2016

# Top 2 - Order of Importance

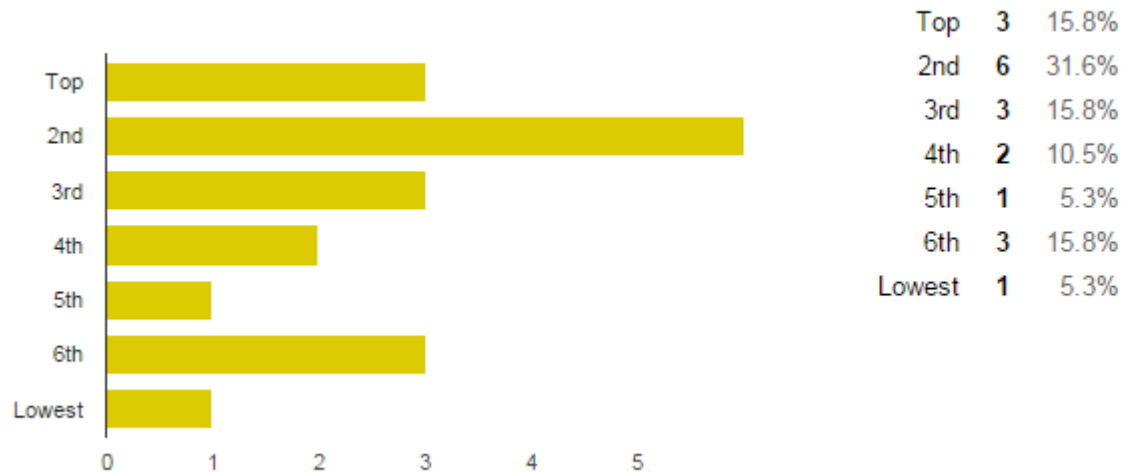
**Securing IT Assets and Mitigating Cyber Security Risks [Which will be most important in 2016?]**

# 1 New in  
2015-2016



**Implementing New Operational & Management Systems/Software to Address Business Challenges**

#2 Same as  
2014-15  
#2 Down from  
#1 in 2014-15  
2009 - 2013

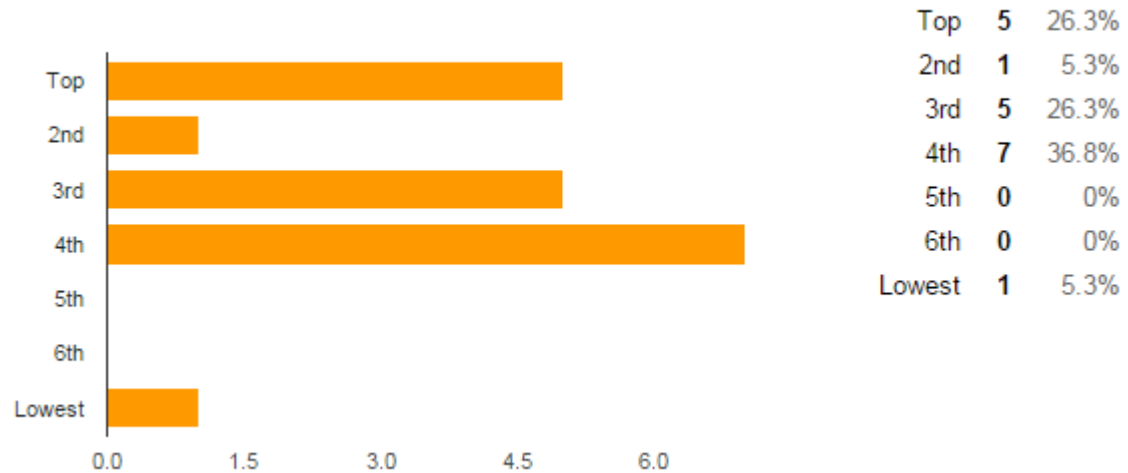


N=22 on 2015-2016; N= 19 in 2014-15; In 2013-15 N=39 from expanded region

# Middle - Order of Importance

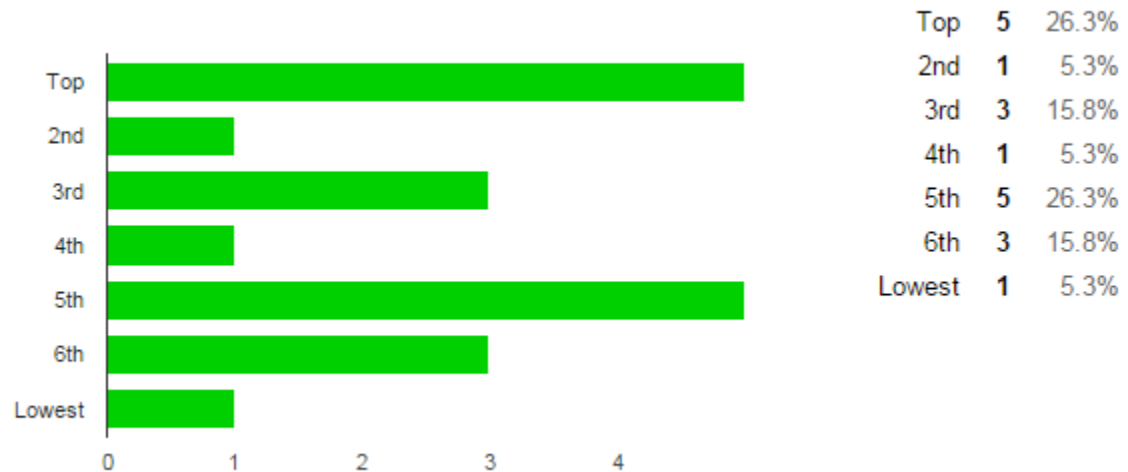
#3 in 2015  
 #3 Tie 2014  
 #2 in 2013  
 #3 in 2012  
 #2 in 2011  
 #3 in 2010  
 #4 in 2009

**Getting/Keeping the Right Skills/Staff [Which will be most important in 2016?]**



#4 in 2015  
 #4 in 2014  
 #4 in 2013  
 #3 in 2012  
 #3 in 2011  
 #2 in 2010  
 #3 in 2009

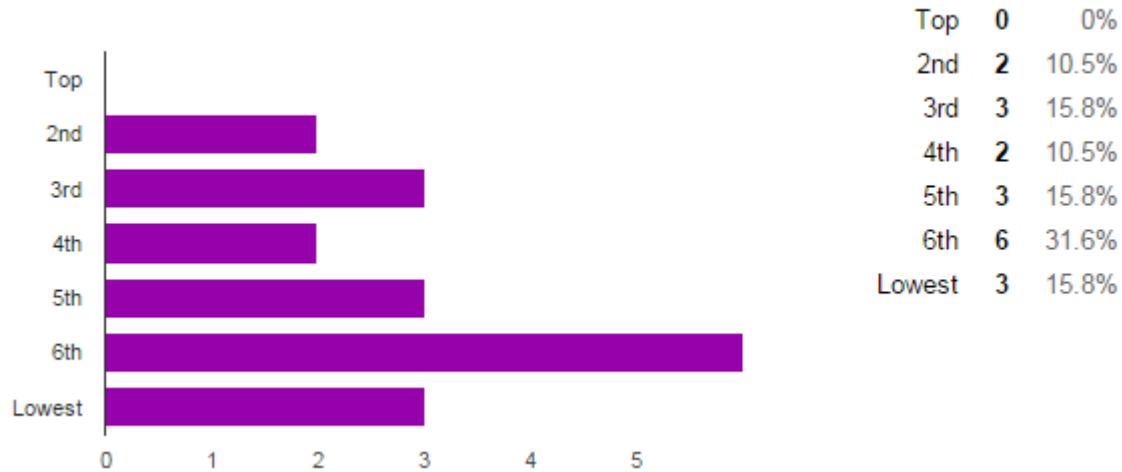
**Introducing New Technologies [Which will be most important in 2016?]**



# Middle - Order of Importance

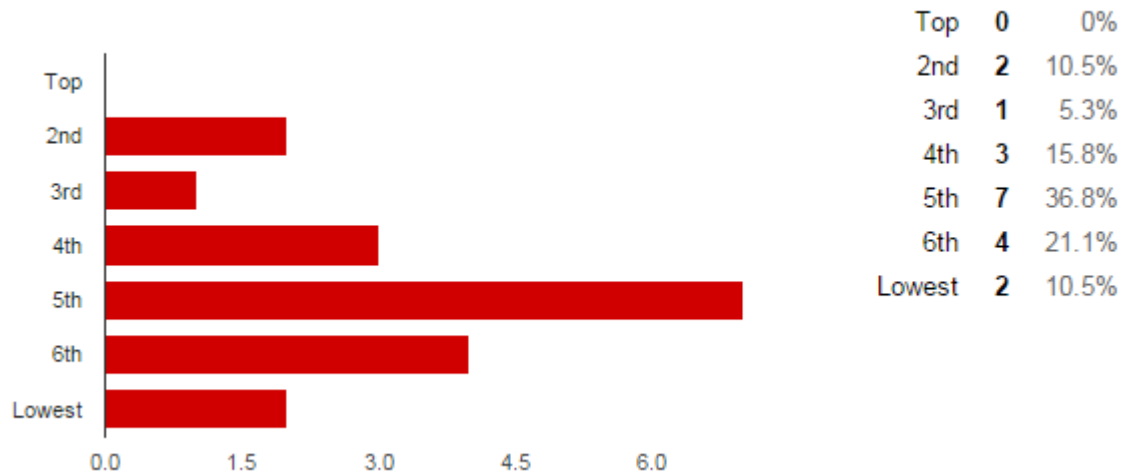
**Working Under Tight Budget Constraints & Challenge [Which will be most important in 2016?]**

#5 in 2015  
 #1 in 2014  
 #3 in 2013  
 #2 in 2012  
 #4 in 2011  
 #4 in 2010  
 #2 in 2009



**Effectively Using Outside Providers & Consultants [Which will be most important in 2016?]**

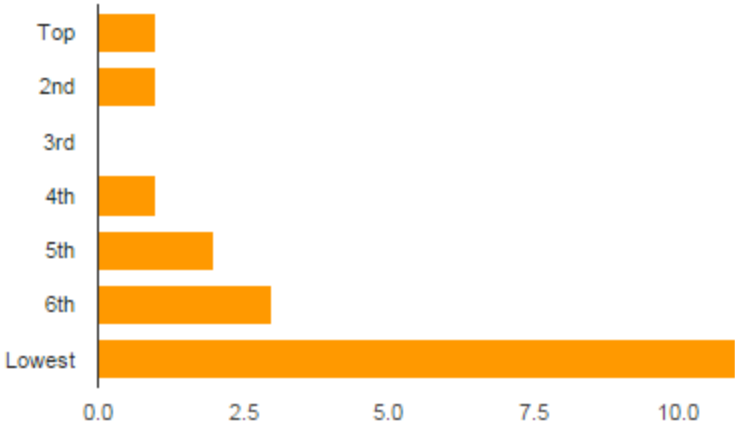
#6 in 2015  
 #3 Tie 2014  
 #6 in 2013  
 #5 in 2012  
 #5 in 2011  
 #5 in 2010  
 #5 in 2009



# Lowest - Order of Importance

Other [Which will be most important in 2016?]

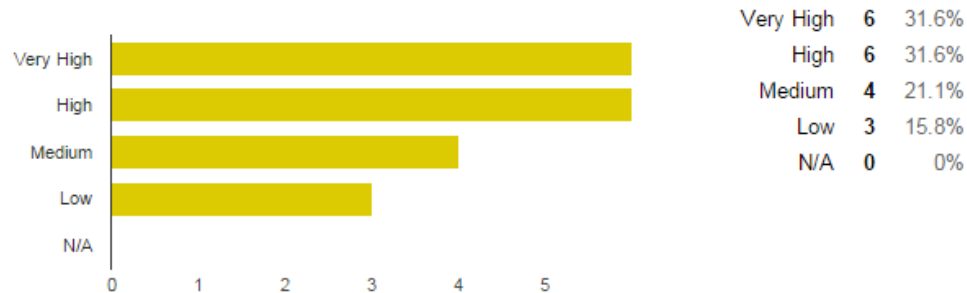
#7 in 2015  
#6 in 2014  
#5 in 2013  
#6 in 2012  
#6 in 2011  
#6 in 2010  
#6 in 2009



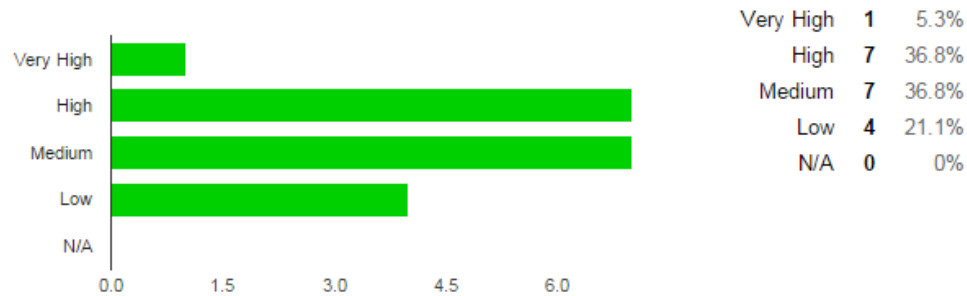
|        |    |       |
|--------|----|-------|
| Top    | 1  | 5.3%  |
| 2nd    | 1  | 5.3%  |
| 3rd    | 0  | 0%    |
| 4th    | 1  | 5.3%  |
| 5th    | 2  | 10.5% |
| 6th    | 3  | 15.8% |
| Lowest | 11 | 57.9% |

# Risks & Constraints to Your Success in 2016

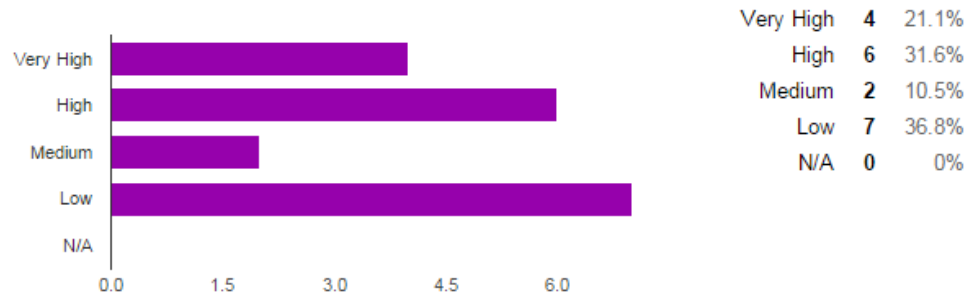
**Skills/resources [What are your biggest barriers and risk to your success in 2016?]**



**Funding/budgets [What are your biggest barriers and risk to your success in 2016?]**

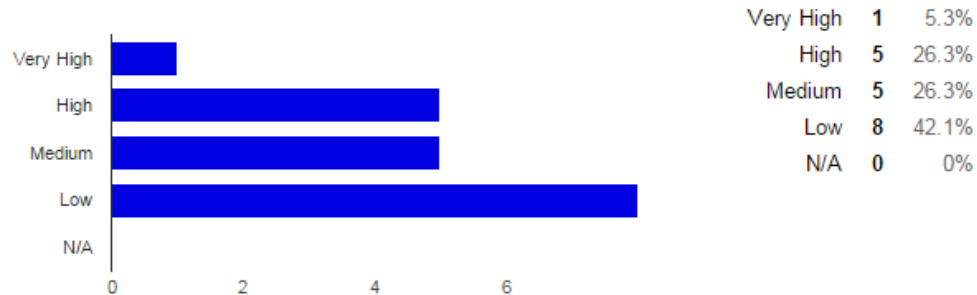


**Culture/structure of organization [What are your biggest barriers and risk to your success in 2016?]**

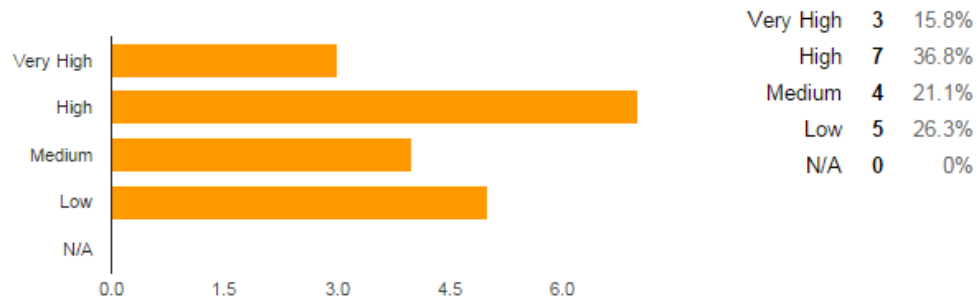


# Risks & Constraints to Your Success in 2016

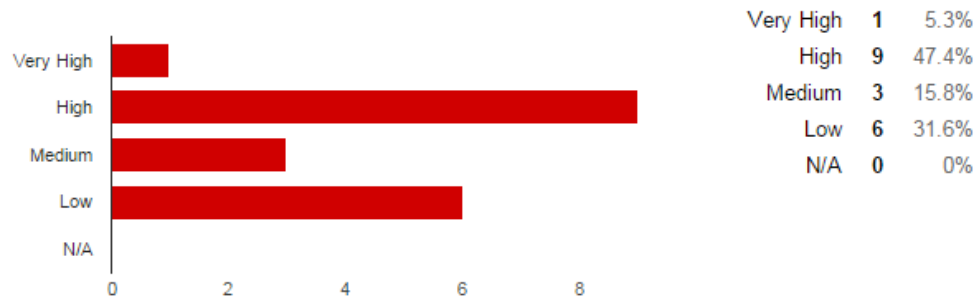
**IT-business alignment [What are your biggest barriers and risk to your success in 2016?]**



**Technology challenges (legacy, security, etc.) [What are your biggest barriers and risk to your success in 2016?]**



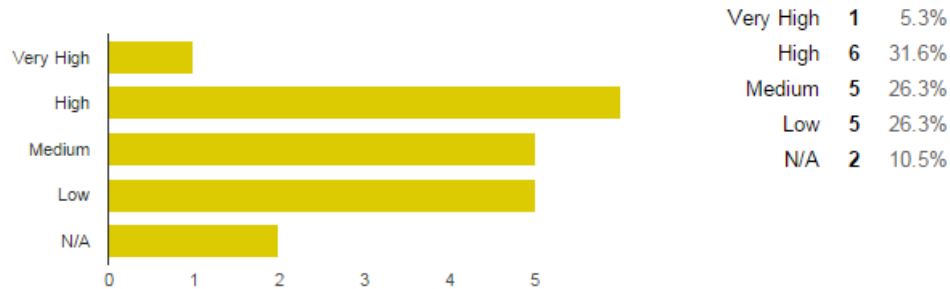
**Capacity/willingness to change [What are your biggest barriers and risk to your success in 2016?]**



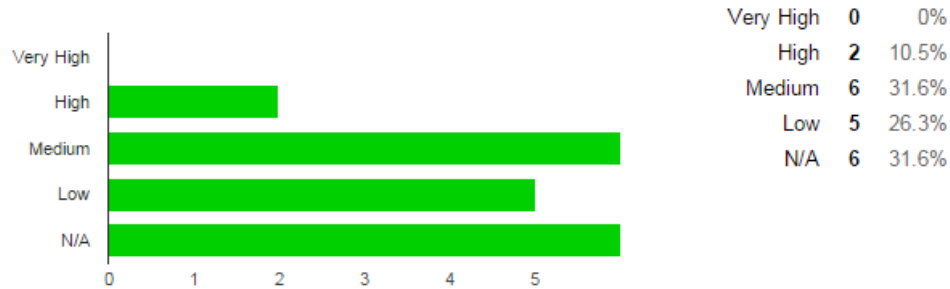


# Risks & Constraints to Your Success in 2016

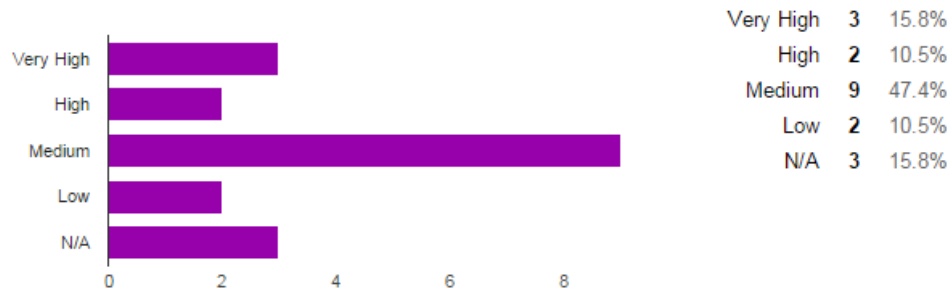
**Management sponsorship/understanding/relationships [What are your biggest barriers and risk to your success in 2016?]**



**Regulatory Stakeholder Requirement [What are your biggest barriers and risk to your success in 2016?]**

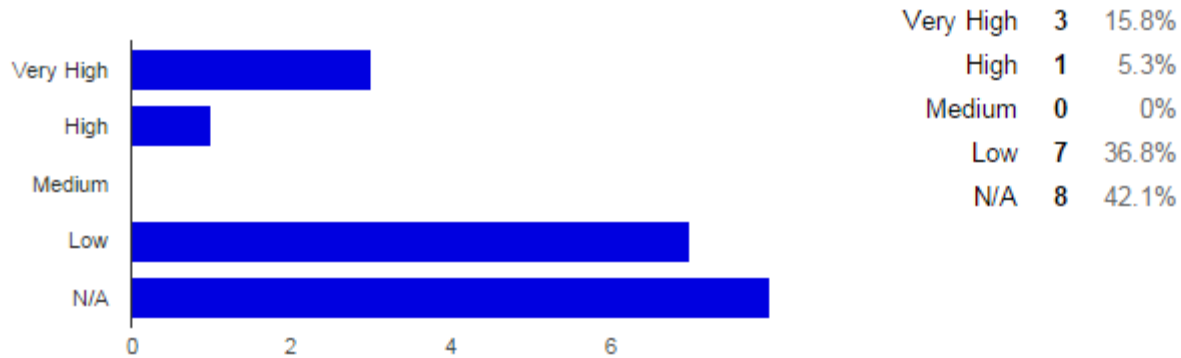


**Key Stakeholder/Vendor/Client Demand [What are your biggest barriers and risk to your success in 2016?]**



# Risks & Constraints to Your Success in 2016

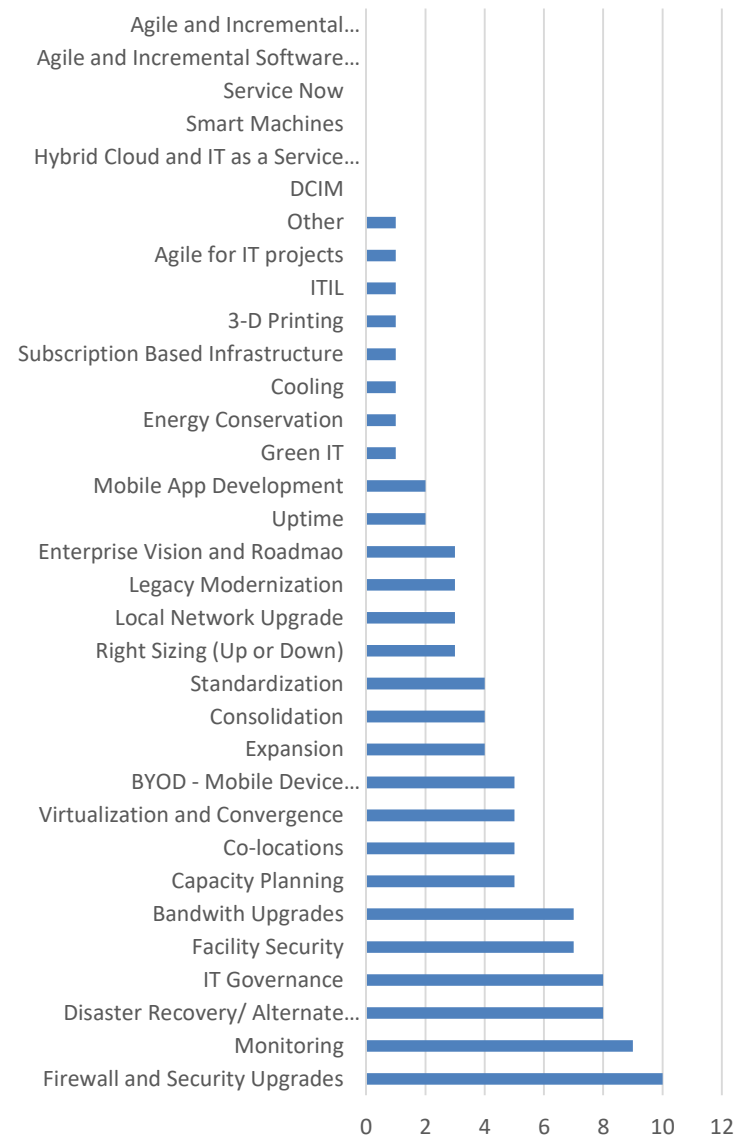
**Merger or Acquisition [What are your biggest barriers and risk to your success in 2016?]**



**Add Other Risks Here**

# Information Systems and Services Being Considered in 2016

|   |    |        |
|---|----|--------|
| Firewall and Security Upgrades                | 10 | 52.60% |
| Monitoring                                    | 9  | 47.40% |
| Disaster Recovery/ Alternate Facilities       | 8  | 42.10% |
| IT Governance                                 | 8  | 42.10% |
| Facility Security                             | 7  | 36.80% |
| Bandwith Upgrades                             | 7  | 36.80% |
| Capacity Planning                             | 5  | 26.30% |
| Co-locations                                  | 5  | 26.30% |
| Virtualization and Convergence                | 5  | 26.30% |
| BYOD - Mobile Device Management               | 5  | 26.30% |
| Expansion                                     | 4  | 21.10% |
| Consolidation                                 | 4  | 21.10% |
| Standardization                               | 4  | 21.10% |
| Right Sizing (Up or Down)                     | 3  | 15.80% |
| Local Network Upgrade                         | 3  | 15.80% |
| Legacy Modernization                          | 3  | 15.80% |
| Enterprise Vision and Roadmap                 | 3  | 15.80% |
| Uptime  | 2  | 10.50% |
| Mobile App Development                        | 2  | 10.50% |
| Green IT                                      | 1  | 5.30%  |
| Energy Conservation                           | 1  | 5.30%  |
| Cooling                                       | 1  | 5.30%  |
| Subscription Based Infrastructure             | 1  | 5.30%  |
| 3-D Printing                                  | 1  | 5.30%  |
| ITIL  | 1  | 5.30%  |
| Agile for IT projects                         | 1  | 5.30%  |
| Other   | 1  | 5.30%  |
| DCIM  | 0  | 0%     |
| Hybrid Cloud and IT as a Service Broker       | 0  | 0%     |
| Smart Machines                                | 0  | 0%     |
| Service Now                                   | 0  | 0%     |
| Agile and Incremental Software Delivery       | 0  | 0%     |
| Agile and Incremental Infrastructure Delivery | 0  | 0%     |



# Information Technologies and Initiatives Being Considered in 2016

|   |    |        |
|---|----|--------|
| Firewall and Security Upgrades                | 10 | 52.60% |
| Monitoring                                    | 9  | 47.40% |
| Disaster Recovery/ Alternate Facilities       | 8  | 42.10% |
| IT Governance                                 | 8  | 42.10% |
| Facility Security                             | 7  | 36.80% |
| Bandwith Upgrades                             | 7  | 36.80% |
| Capacity Planning                             | 5  | 26.30% |
| Co-locations                                  | 5  | 26.30% |
| Virtualization and Convergence                | 5  | 26.30% |
| BYOD - Mobile Device Management               | 5  | 26.30% |
| Expansion                                     | 4  | 21.10% |
| Consolidation                                 | 4  | 21.10% |
| Standardization                               | 4  | 21.10% |
| Right Sizing (Up or Down)                     | 3  | 15.80% |
| Local Network Upgrade                         | 3  | 15.80% |
| Legacy Modernization                          | 3  | 15.80% |
| Enterprise Vision and Roadmap                 | 3  | 15.80% |
| Uptime  | 2  | 10.50% |
| Mobile App Development                        | 2  | 10.50% |
| Green IT                                      | 1  | 5.30%  |
| Energy Conservation                           | 1  | 5.30%  |
| Cooling                                       | 1  | 5.30%  |
| Subscription Based Infrastructure             | 1  | 5.30%  |
| 3-D Printing                                  | 1  | 5.30%  |
| ITIL  | 1  | 5.30%  |
| Agile for IT projects                         | 1  | 5.30%  |
| Other   | 1  | 5.30%  |
| DCIM  | 0  | 0%     |
| Hybrid Cloud and IT as a Service Broker       | 0  | 0%     |
| Smart Machines                                | 0  | 0%     |
| Service Now                                   | 0  | 0%     |
| Agile and Incremental Software Delivery       | 0  | 0%     |
| Agile and Incremental Infrastructure Delivery | 0  | 0%     |

